

I. SEARCH



Step 1. After the objection comment period closes for your exclusion request:

- 1.a Search for objections on www.regulations.gov
- 1.b Download the [Excel spreadsheet on Commerce.gov](#) to determine whether an objection was filed against your product exclusion request. (See footnote below.)
- 1.c Have your original request ID # to locate that specific exclusion request.

II. FILTER



Step 2. Using the [Excel spreadsheet on Commerce.gov](#) and your exclusion request ID#:

- 2.a Go to Request ID (column A) in the excel spreadsheet;
 - i. Click the down arrow on the header row;
 - ii. Enter your Request ID # in the search bar and click OK to filter.
- 2.b If your Request ID # appears in column A (Request ID), you will see each objection filed on your request in column B (Objection ID). Note: Your request ID will appear more than once in column A if there are multiple objections to your request.
- 2.c Continue to monitor www.regulations.gov and the [spreadsheet](#) to determine if objections were filed on your exclusion request.

III. REVIEW



Step 3. To review the objection(s) filed on your exclusion request, go to www.regulations.gov:

- 3.a Enter the objection ID# that corresponds to your exclusion request.
- 3.b Note that some exclusion requests may have multiple objections.
- 3.c If your request has multiple objections, make note of *each* objection ID that you would like to file a rebuttal against. Note that a separate rebuttal must be filed for each objection, even those objecting to the same request.

IV. UPLOAD & SUBMIT



Step 4. To file your rebuttal to an objection:

- 4.a Enter the Exclusion Request ID # (e.g., BIS-2018-000X-XXXXX) of the request you initially submitted.
- 4.b Click the "Comment Now!" button found to the right of the specific exclusion request.
- 4.c Download, complete, and attach the Rebuttal Form (for [steel](#) or [aluminum](#)); ensure that you include the corresponding Exclusion Request and Objection IDs in boxes 1.a and 1.b for your rebuttal to be considered. Note: The steel Rebuttal Form ID# is BIS-2018-0006-45144, the aluminum Rebuttal Form ID# is BIS-2018-0002-4393.
- 4.d Your supporting documentation should:
 - i. Be no more than ten pages, and,
 - ii. Include public documents and public versions of your confidential business information (CBI) documentation.
- 4.e If confidential business information (CBI) is part of your rebuttal, you must mark the appropriate box in the rebuttal form.
- 4.f Note: All rebuttal materials must be submitted within the 7-day rebuttal period indicated on the Exclusion Request posting in www.regulations.gov.

V. CONFIRM



Step 5: On the confirmation page, make note of your comment tracking number.

- 5.a Email yourself a receipt of your submission.

VI. CBI



Step 6: Email your CBI document to 232rebuttals@doc.gov on the same day you submit your rebuttal on www.regulations.gov.

- 6.a The email subject line must include the original exclusion Request ID # (i.e., BIS-2018-000X-XXXXX) and the body of the email must include the 11-digit alphanumeric tracking number (XXX-XXXX-XXXXX) you received from www.regulations.gov when you successfully submitted your rebuttal. Submit no more than 5 pages of supporting CBI documentation via email.
- 6.b An adequate public version, adhering to the requirements outlined in the regulation, must simultaneously accompany the submission of each rebuttal form.
- 6.c If you do not file a public version of the CBI, Commerce will not consider your rebuttal to be properly submitted and will exclude it from the analysis.

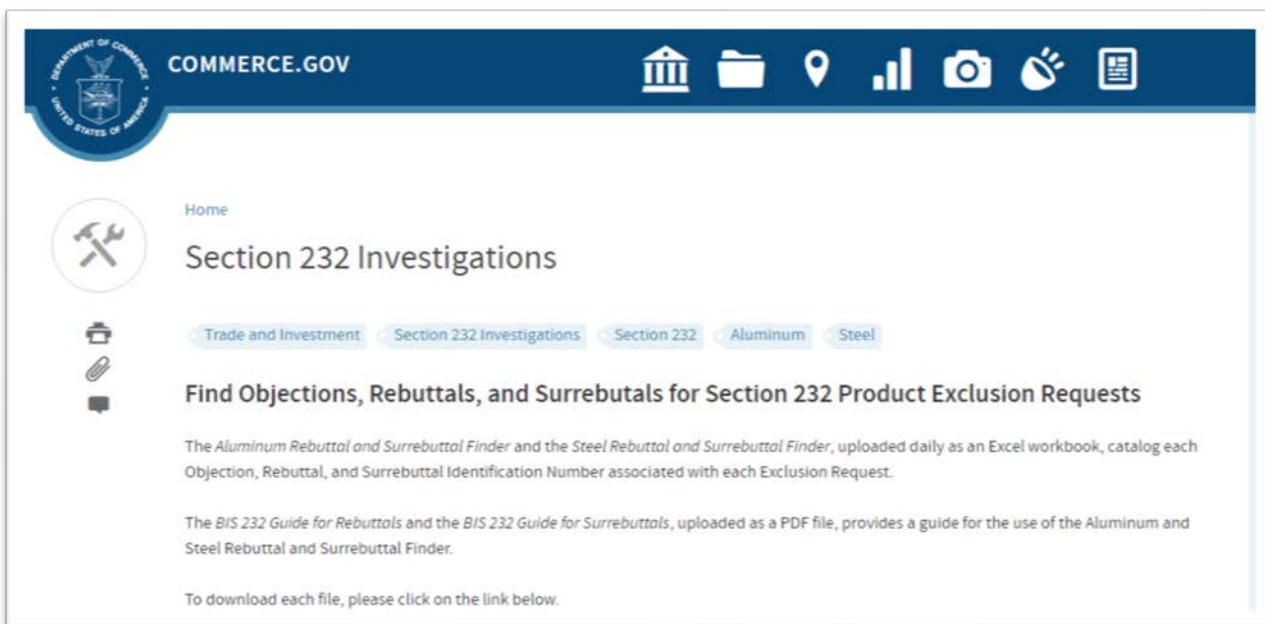
Step 1.b. As a courtesy, the Commerce Department maintains an excel spreadsheet available on www.commerce.gov that identifies all objections filed against your product exclusion request. While this spreadsheet is updated daily, parties should rely on the documents from www.regulations.gov to identify the universe of exclusion requests, objections, and comments.

STEP I. SEARCH

Step 1a. Search for objections on www.regulations.gov



Step 1b. Download the Excel spreadsheet on <https://www.commerce.gov/232>

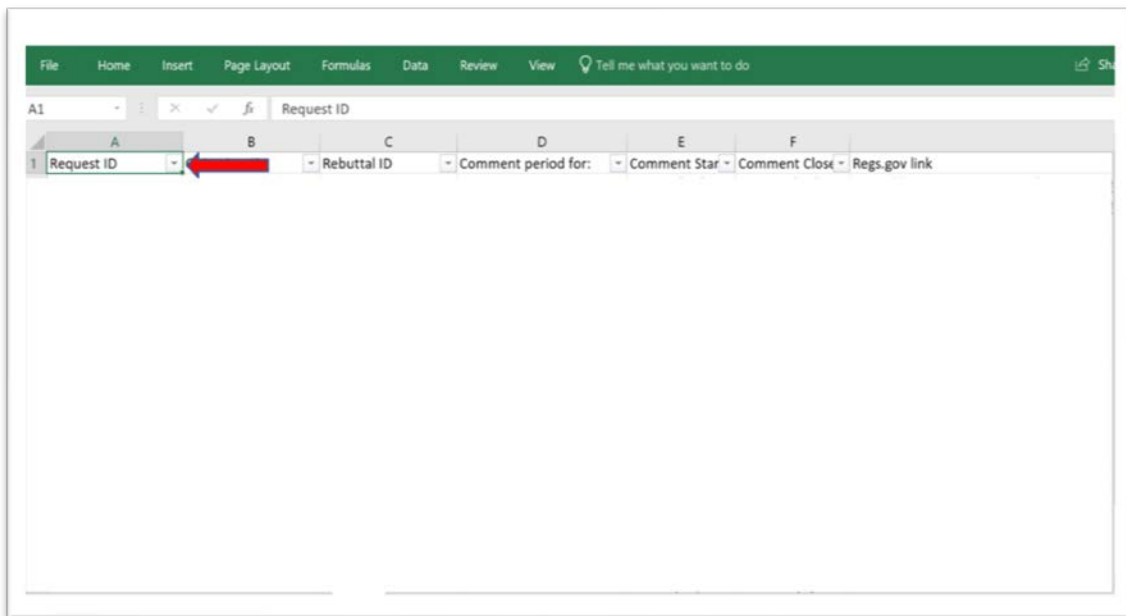


Step 1c. Have your original Request ID # to locate a specific exclusion request. For example: BIS-2018-000X-XXXXXX

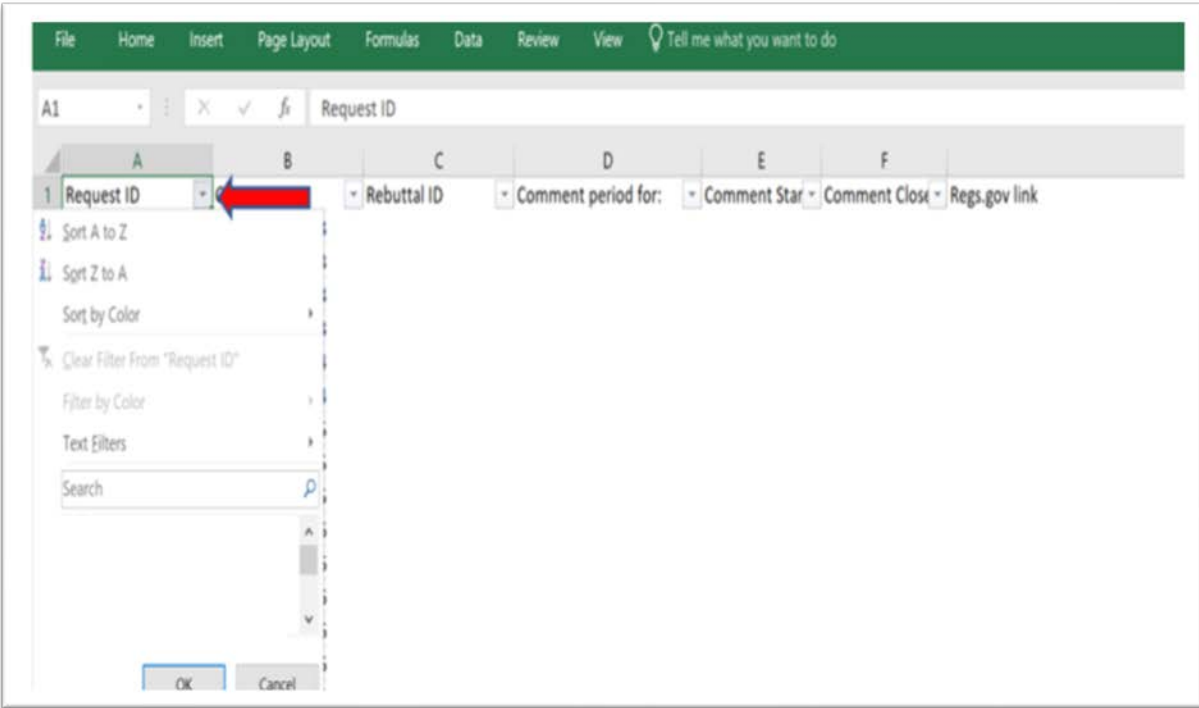
STEP II. FILTER

Open the Excel spreadsheet you downloaded on www.commerce.gov/232 and search using your Exclusion Request ID #.

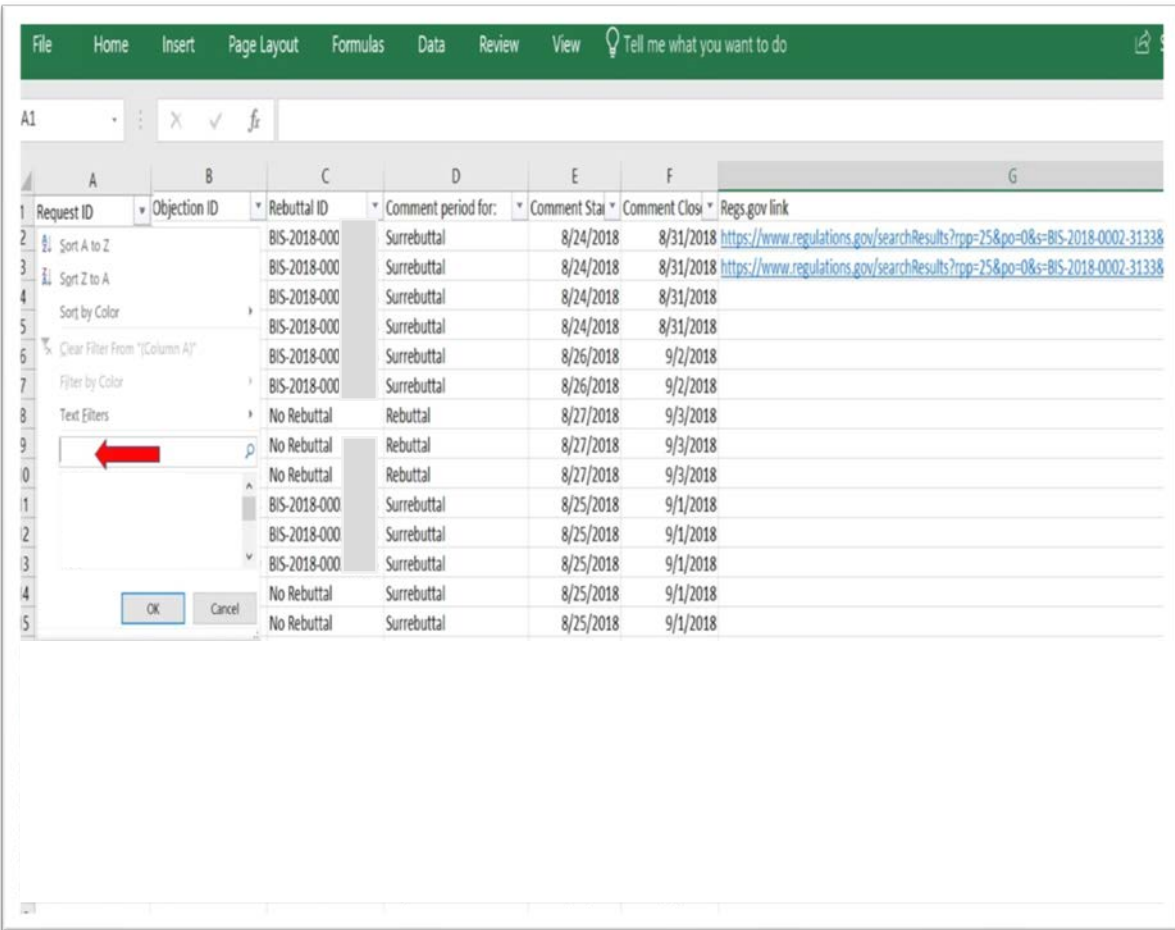
Step 2a. Go to Request ID (column A) in the Excel spreadsheet.



Step 2b. Click the down arrow on the header row.

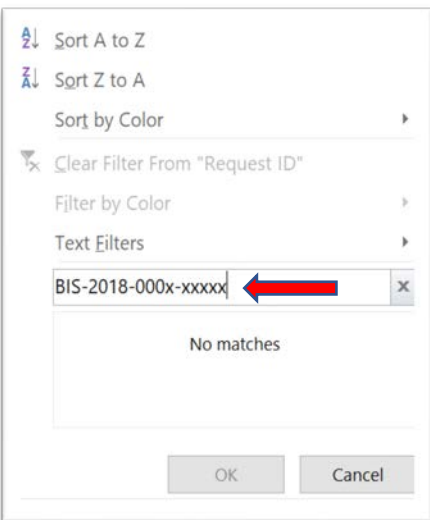


Step 2c. Enter your Request ID # and click OK to filter.



Request ID	Objection ID	Rebuttal ID	Comment period for:	Comment Stat	Comment Closi	Regs.gov link
BIS-2018-000		Surrebuttal	8/24/2018	8/31/2018	https://www.regulations.gov/searchResults?rpp=25&po=0&s=BIS-2018-0002-31338	
BIS-2018-000		Surrebuttal	8/24/2018	8/31/2018	https://www.regulations.gov/searchResults?rpp=25&po=0&s=BIS-2018-0002-31338	
BIS-2018-000		Surrebuttal	8/24/2018	8/31/2018		
BIS-2018-000		Surrebuttal	8/24/2018	8/31/2018		
BIS-2018-000		Surrebuttal	8/26/2018	9/2/2018		
BIS-2018-000		Surrebuttal	8/26/2018	9/2/2018		
No Rebuttal		Rebuttal	8/27/2018	9/3/2018		
No Rebuttal		Rebuttal	8/27/2018	9/3/2018		
No Rebuttal		Rebuttal	8/27/2018	9/3/2018		
BIS-2018-000		Surrebuttal	8/25/2018	9/1/2018		
BIS-2018-000		Surrebuttal	8/25/2018	9/1/2018		
BIS-2018-000		Surrebuttal	8/25/2018	9/1/2018		
No Rebuttal		Surrebuttal	8/25/2018	9/1/2018		
No Rebuttal		Surrebuttal	8/25/2018	9/1/2018		

Step 2d. If there are no objections filed against your exclusion request (e.g., BIS-2018-000X-XXXXX), the field below the text filter will indicate “No Matches”.



Sort A to Z
Sort Z to A
Sort by Color
Clear Filter From "Request ID"
Filter by Color
Text Filters
BIS-2018-000x-xxxxx
No matches
OK Cancel

Step 2e. If your Request ID # appears in column A (Request ID), you will see each objection filed against your request in column B (Objection ID).

Note:

- Your Request ID # will appear more than once in column A if there are multiple objections to your request.

	A	B	C	D	E	F	G
1	Request ID	Objection ID	Rebuttal ID	Comment period for:	Comment Star	Comment Close	Regs.gov link
9	BIS-2018-0002-7961	BIS-2018-0002-7962	No Rebuttal	Rebuttal	8/28/2018	9/4/2018	
0	BIS-2018-0002-7961	BIS-2018-0002-7963	No Rebuttal	Rebuttal	8/28/2018	9/4/2018	
1	BIS-2018-0002-7961	BIS-2018-0002-7964	No Rebuttal	Rebuttal	8/28/2018	9/4/2018	

Step 2f. Continue to monitor www.regulations.gov and download the latest spreadsheet available on www.commerce.gov/232 to determine if objections were filed against your exclusion request.

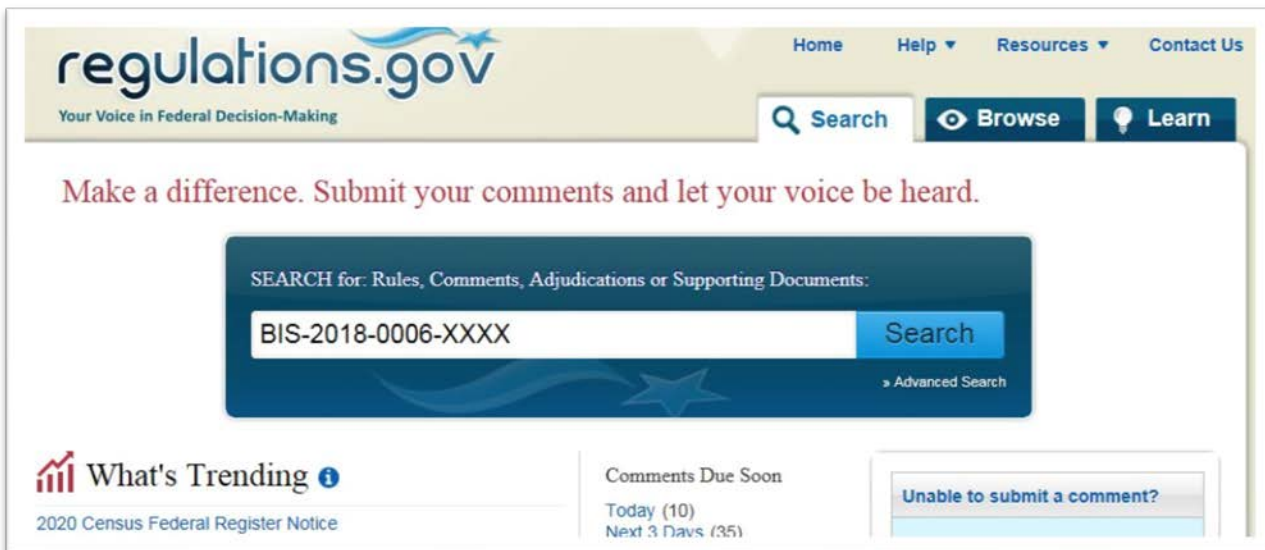
STEP III. REVIEW

To review objections filed on your exclusion request, go to www.regulations.gov



The screenshot shows the homepage of regulations.gov. At the top, there is a navigation bar with links for Home, Help, Resources, and Contact Us. Below this is the site logo and tagline, followed by a search bar and buttons for Browse and Learn. A central banner encourages users to submit comments. Below the banner is a search box with the text "SEARCH for: Rules, Comments, Adjudications or Supporting Documents:" and a "Search" button. To the left, there is a "What's Trending" section with three items: "Oil and Gas and Sulfur Operations in Outer Continental Shelf: Blowout Preventer Systems and Well Control Revisions", "Renewable Fuel Standard Program: Standards for 2019 and Biomass-Based Diesel Volume for 2020", and "Compliance with Statutory Program Integrity Requirements". To the right, there is a "Comments Due Soon" section with a list of time periods and counts: "Today (11)", "Next 3 Days (13)", "Next 7 Days (116)", "Next 15 Days (266)", "Next 30 Days (626)", and "Next 90 Days (951)". Below this is a "Newly Posted" section with "Today (82)". On the far right, there is a box titled "Unable to submit a comment?" with a sub-heading "FAA Section 333" and an image of a drone.

Step 3a. Enter the objection ID # that corresponds to your exclusion request.



This screenshot is identical to the previous one, but the search bar now contains the text "BIS-2018-0006-XXXX". The "What's Trending" section now lists "2020 Census Federal Register Notice". The "Comments Due Soon" section now lists "Today (10)" and "Next 3 Days (35)". The "Unable to submit a comment?" box is now empty.

Step 3b. Note that some exclusion requests may have multiple objections.

Step 3c. If your request has multiple objections, make note of *each* objection ID that you would like to file a rebuttal against. Note that a separate rebuttal must be filed for each objection, even those objecting to the same request.

STEP IV: UPLOAD & SUBMIT

Step 4a. Enter the Exclusion Request ID# (i.e., BIS-2018-000X-XXXX) of the request you initially submitted.



The screenshot shows the homepage of regulations.gov. At the top, there is a navigation bar with links for Home, Help, Resources, and Contact Us. Below this is the site logo "regulations.gov" with the tagline "Your Voice in Federal Decision-Making". A search bar is prominently displayed with the text "SEARCH for: Rules, Comments, Adjudications or Supporting Documents:". The search bar contains the ID "BIS-2018-0006-XXXX" and a blue "Search" button. Below the search bar, there are three sections: "What's Trending" with a bar chart icon and the text "2020 Census Federal Register Notice"; "Comments Due Soon" with a list showing "Today (10)" and "Next 3 Days (35)"; and a box with the text "Unable to submit a comment?".

Step 4b. Click the “*Comment Now!*” button found to the right of the specific exclusion request.

The screenshot displays the regulations.gov website interface. At the top, the logo for regulations.gov is visible, along with navigation links for Home, Help, Resources, and Contact. The main heading reads: "Requirements for Submissions Requesting Exclusions from the Remedies Instituted in Presidential Proclamations Adjusting Imports of Steel into the United States and Adjusting Imports of Aluminum into the United States; and the filing of Objections to Submitted Exclusion Requests for Steel and Aluminum". Below this, there is a "Docket Folder Summary" section with a link to "View all documents and comments in this Docket". The docket ID is BIS-2018-0006, the agency is the Bureau of Industry and Security (BIS), and the parent agency is the Department of Commerce (DOC). A summary section follows, detailing the purpose of the docket and the process for submitting exclusion requests and objections. A sidebar on the right indicates that 2,185 comments have been received and provides a disclaimer about the comment count. The main content area lists several exclusion requests, each with a "Comment Now!" button. A red arrow points to the "Comment Now!" button for the first request, which is titled "Stainless Products - HTS 7304413015".

Step 4c. Download, complete, and attach the Rebuttal Form (for [steel](#) or [aluminum](#)); ensure that you include the corresponding Exclusion Request and Objection IDs in boxes 1.a and 1.b for your rebuttal to be considered.

Step 4d. Your supporting documentation should be no more than ten pages and should include public documents and the public version of your confidential business information (CBI) documentation.

NOTE:

- If CBI is part of your rebuttal, you must mark the appropriate box in the rebuttal form.

Step 4d. Continued: Upload your rebuttal file and provide contact information.

1 Your Information

Information entered will be viewable on Regulations.gov | View Commenter's Checklist (PDF) | Alternate Ways to Comment

Comment (Required)

1916 characters remaining

Upload file(s) (Optional)

Choose files ←

Drop files here

First Name

Last Name

I want to provide my contact information ←

I am submitting on behalf of a third party

[Continue](#)

Please see the [Privacy Notice](#) and [User Notice](#) regarding comment submission.

Any information (e.g., personal or contact) you provide on this comment form or in an attachment may be publicly disclosed and searchable on the Internet and in a paper docket and will be provided to the Department or Agency issuing the notice. To view any additional information for submitting comments, such as anonymous or sensitive submissions, refer to the [Privacy Notice](#) and [User Notice](#), the Federal Register notice on which you are commenting, and the Web site of the Department or Agency.

Step 4d. Continued: Review Information.

regulations.gov
Your Voice in Federal Decision-Making

Home Help Resources Contact Us

Advanced Search

You are commenting on:

The Bureau of Industry and Security (BIS) Other [REDACTED] - Stainless products - HTS 7504413015
For related information, [Open Docket Folder](#)

1 Your Information Your Information Your Preview Your Receipt

Information entered will be viewable on Regulations.gov [View Commenter's Checklist \(PDF\)](#)

Comment (Required)

Please see the attached

4952 characters remaining

Upload file(s) (Optional) Drop files here

Choose files

[REDACTED].xlsx 65.2KB Delete

First Name: Jane Last Name: Smith

I want to provide my contact information

Mailing Address: 123 Steel Way Mailing Address 2: [REDACTED]

City: Washington State or Province: District of Columbia ZIP/Postal Code: 20230

Country: United States

Email Address: jane@emailaddress.com Phone Number: 555-555-555 Fax Number: [REDACTED]

I am submitting on behalf of a third party

Continue

Step 4d. Continued: Submit Information.

The screenshot shows the 'regulations.gov' website interface. At the top, there is a navigation bar with 'Home', 'Help', 'Resources', and 'Contact Us' links, along with a search bar and an 'Advanced Search' button. Below the navigation bar, a red banner reads 'You are commenting on:'. The subject of the comment is 'The Bureau of Industry and Security (BIS) Other: [REDACTED] - Stainless products - HTS 7304413015'. A link for 'Open Docket Folder' is provided. The main section is titled 'Your Preview' and includes a progress indicator with three steps: 'Your Information', 'Your Preview' (current), and 'Your Receipt'. A preview box shows the comment text: 'Please see the attached'. Below the comment, an 'Uploaded File(s)' section shows one file: '[REDACTED].xlsx'. To the right, it indicates '4952 characters remaining'. Two columns of information are shown: 'This information will appear on Regulations.gov' (First Name: Jane, Last Name: Smith) and 'This information will not appear on Regulations.gov' (Mailing Address: 123 Steel Way, ZIP/Postal Code: 20230, City: Washington, Email Address: jane@emailaddress.com, Country: United States, Phone Number: 555-555-555, State or Province: DC). A disclaimer states: 'You are filing a document into an official docket. Any personal information included in your comment and/or uploaded attachment(s) may be publicly viewable on the web.' A checkbox is checked with the text 'I read and understand the statement above.' At the bottom right, there are 'Edit' and 'Submit Comment' buttons.

NOTE:

- All rebuttal materials must be submitted within the 7-day rebuttal period. You can find the submission deadline below the “Comment Now!” button for the Exclusion Request. However, please note that the regulations.gov page title will indicate the *type* of comment period:

Comment Period	Naming Convention	Duration
Objection	[Requestor]-[Product]-[HTSUS]	30 days
Rebuttal	Rebuttal Period-[Requestor]-[Product]-[HTSUS]	7 days
Surrebuttal	Surrebuttal Period-[Requestor]-[Product]-[HTSUS]	7 days

V. CONFIRM

Step 5. Save your tracking number. Email yourself a receipt of your submission.

regulations.gov
Your Voice in Federal Decision-Making

Home Help Resources Contact Us

Advanced Search

Your comment was submitted successfully!

The Bureau of Industry and Security (BIS) Other: [REDACTED] - Stainless products - HTS 7304413015
For related information, [Open Docket Folder](#)

3 Your Receipt 1 Your Information 2 Your Preview 3 Your Receipt

Your Comment Tracking Number: **1k2-92kf-87bq**

Your comment may be viewable on Regulations.gov once the agency has reviewed it. This process is dependent on agency public submission policies/procedures and processing times. Use your tracking number to find out the status of your comment.

jane@emailaddress.com **Email Receipt**

Your comment:

Comment:
Please see the attached single objection filing.

Uploaded File(s) (Optional)
• [REDACTED].xlsx: **success**

This information will appear on Regulations.gov:

First Name: Jane
Last Name: Smith

This information will not appear on Regulations.gov:

Mailing Address: 123 Steel Way
City: Washington
Country: United States
State or Province: DC

ZIP/Postal Code: 20230
Email Address: jane@emailaddress.com
Phone Number: 555-555-555

VI. CONFIDENTIAL BUSINESS INFORMATION

Step 6. Email your CBI document to 232rebutals@doc.gov on the same day you submit your rebuttal on www.regulations.gov.

NOTES:

- Your email subject line must include the original Exclusion Request ID # (i.e., BIS-2018-000X-XXXXX).
- Your email body must include the 11-digit alphanumeric tracking number (i.e., XXX-XXXX-XXXXX) you received from regulations.gov when you successfully submitted your rebuttal.
- Submit no more than five (5) pages of supporting CBI documentation via email.
- An adequate public version, adhering to the requirements outlined in the regulation, must simultaneously accompany the submission of each rebuttal form.
- If you do NOT file a public version of the CBI, Commerce will NOT consider your rebuttal to be submitted properly and will exclude it from the analysis.